

GOLD COAST PRIMARY HEALTH NETWORK General Practice Profile

*“Building one world class
health system for the Gold Coast.”*



phn
GOLD COAST

An Australian Government Initiative

Overview

Number of General Practices in the Gold Coast Primary Health (GCPHN) region as at 28th March, 2019

- **198** general practices in the GCPHN region as at 28th March, 2019.
- This is an **increase of 1 general practice** in the GCPHN region as compared to the same date in the previous year.
- In the past year, **15 General Practices** have opened, and **14 General Practices** have closed.

Source: GCPHN Client Relationship Management System

Number of special interest general practices in the Gold Coast PHN region

- In addition, there were **24 special interest general practices** delivering services such as skin checks and related services.

Source: GCPHN Client Relationship Management System

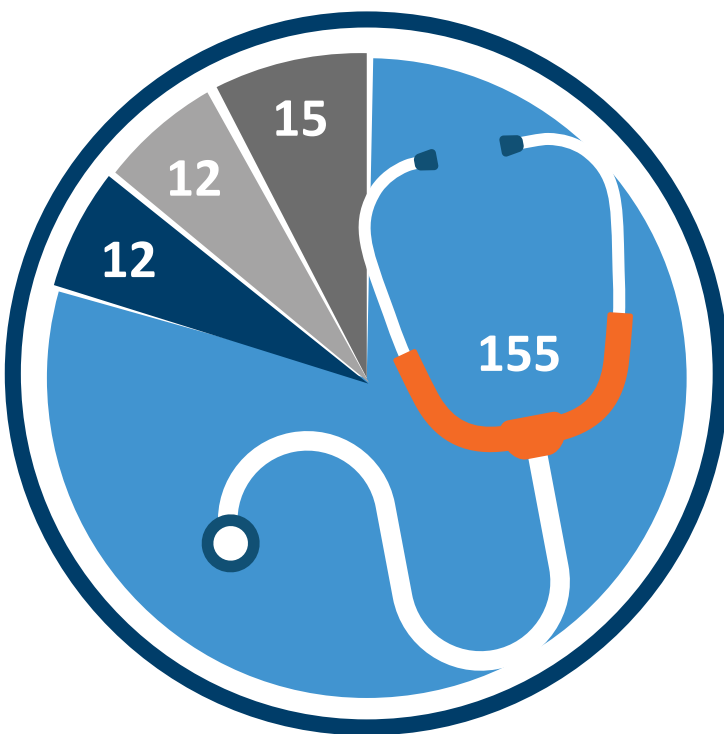
Number of general practitioners in the Gold Coast PHN region

- **789 unique general practitioners** in the GCPHN region as at 28th March, 2019.
- This is an **decrease of 27 general practitioners** in the GCPHN region as compared to the same date in the previous year. *Due to improved methodology, there may be slight discrepancies in how the 2018 and 2019 figures were calculated.*

Source: GCPHN Client Relationship Management System



Number of general practices on the Gold Coast by accreditation status as at 28 March, 2019



- Accredited
- In process*
- Not accredited
- Not planning accreditation

- **155 general practices** were accredited as at 28 March, 2019. This is an **increase** from 152 general practices in the previous year.

* **In process** Practice is newly established working towards accreditation or existing practice working through re-accreditation, Re-accreditation cycles are every three years.

Please note, there were two General Practices that were lapsed (no longer valid/expired) and two other General Practices in which GCPHN had not received a response from.

Source: GCPHN Client Relationship Management System

General practice workforce



Composition of general practice workforce in the Gold Coast PHN region

General Practice Workforce Numbers as at 28 March 2019

General Practitioners	783
Nursing Staff	385
Allied Health Staff	175
Practice Managers	218
Registrars	96

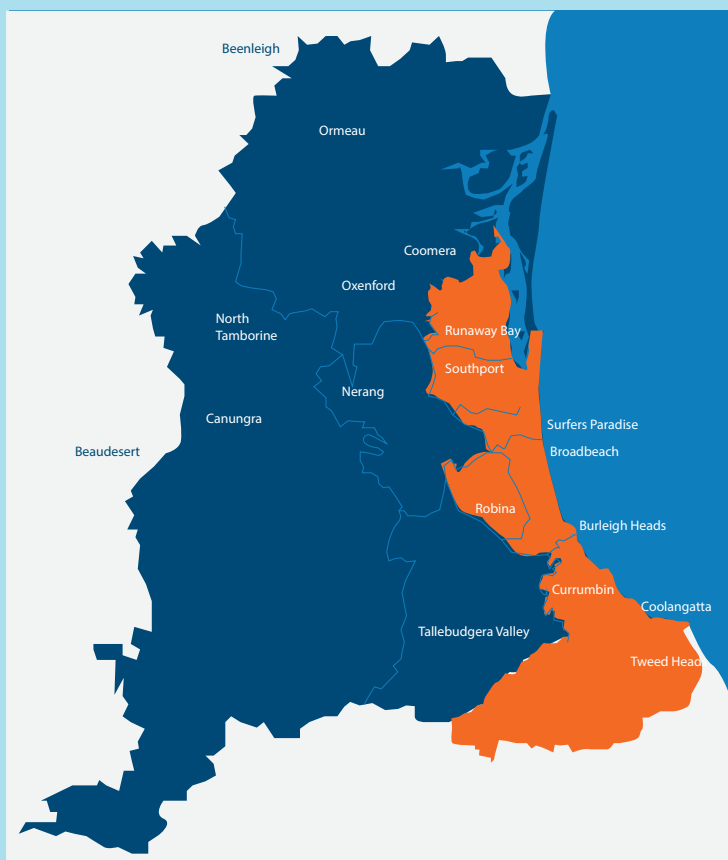
Change in Numbers as compared to 1 March 2018

↓ of 27
↑ of 7
↓ of 5
↑ of 96



Source: GCPHN Client Relationship Management System

Due to improved methodology, there may be slight discrepancies in how the 2018 and 2019 figures were calculated.



- Districts without workforce shortage
- Districts with workforce shortage

Areas designated as DWS areas in the Gold Coast PHN region include:

- Mudgeeraba, Reedy Creek, Nerang and Worongary west of the M1.
- The northern growth corridor of the Gold Coast PHN region which comprises Studio Village, Upper Coomera, Oxenford, Ormeau, Pimpama and Jacobs Well
- Hinterland and Nerang areas in the Gold Coast PHN west of the M1 highway.

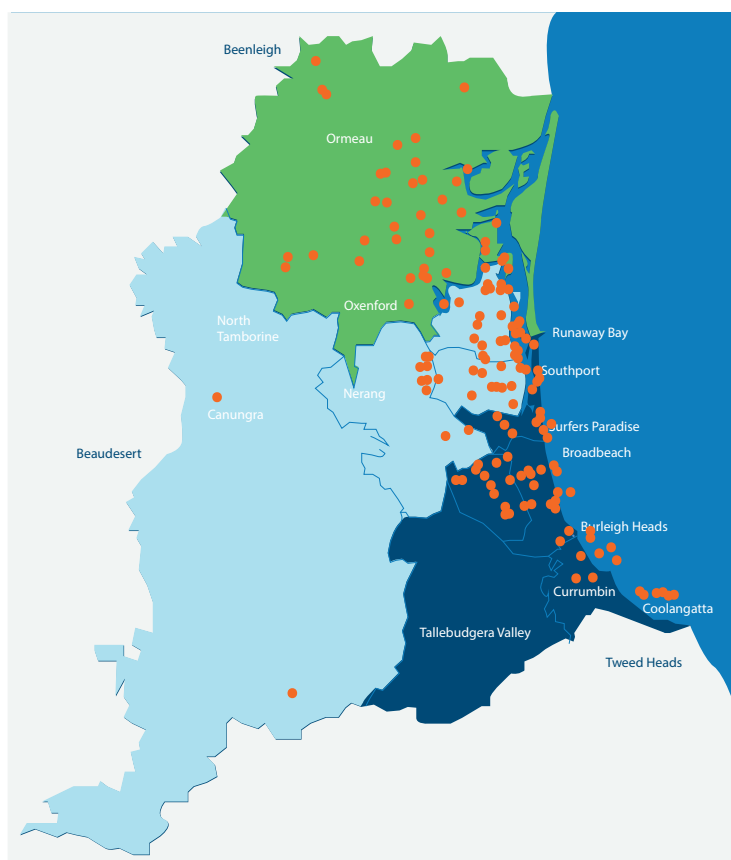
Source: <http://www.doctorconnect.gov.au/internet/otd/publishing.nsf/Content/locator>

Commentary: Information provided in the map above is subject to change with DWS areas in the Gold Coast PHN area and across Australia determined by the Australian government Department of Health. Information provided on the online map is updated in real time on the Doctor Connect website as per the source reference below the above map.

Number of general practitioners in general practice within the Gold Coast PHN region (SA3 level)

Number of **general practice clinics** within the Gold Coast PHN SA3 regions that had **1 or more general practitioners** in each general practice clinic as at **28th March 2019**

<i>Practices on Gold Coast who have at least 1 General Practitioner at the Practice</i>			
GCPHN SA3 Regions	Number of General Practices	Number of General Practitioners	Avg number of General Practitioners per Practice
Broadbeach - Burleigh	28	141	5.4
Coolangatta	20	79	3.5
Gold Coast - North	21	78	3.7
Gold Coast Hinterland	6	16	2.6
Mudgeeraba - Tallebudgera	8	27	3.8
Nerang	17	85	5.0
Ormeau - Oxenford	36	169	4.7
Robina	18	87	4.8
Southport	25	117	4.6
Surfers Paradise	17	60	3.5



- Gold Coast North
- Gold Coast Central
- Gold Coast South

General practitioner averages in the Gold Coast PHN region

- The average number of General Practitioners per practice was 4.16 as at 28 March, 2019
- The number of General Practitioners listed in this table include not unique General Practitioners and General Practitioners who may work at more than one General Practice.

Source: GCPHN Client Relationship Management System

Number of nurses in general practice within the Gold Coast PHN region (SA3 level)

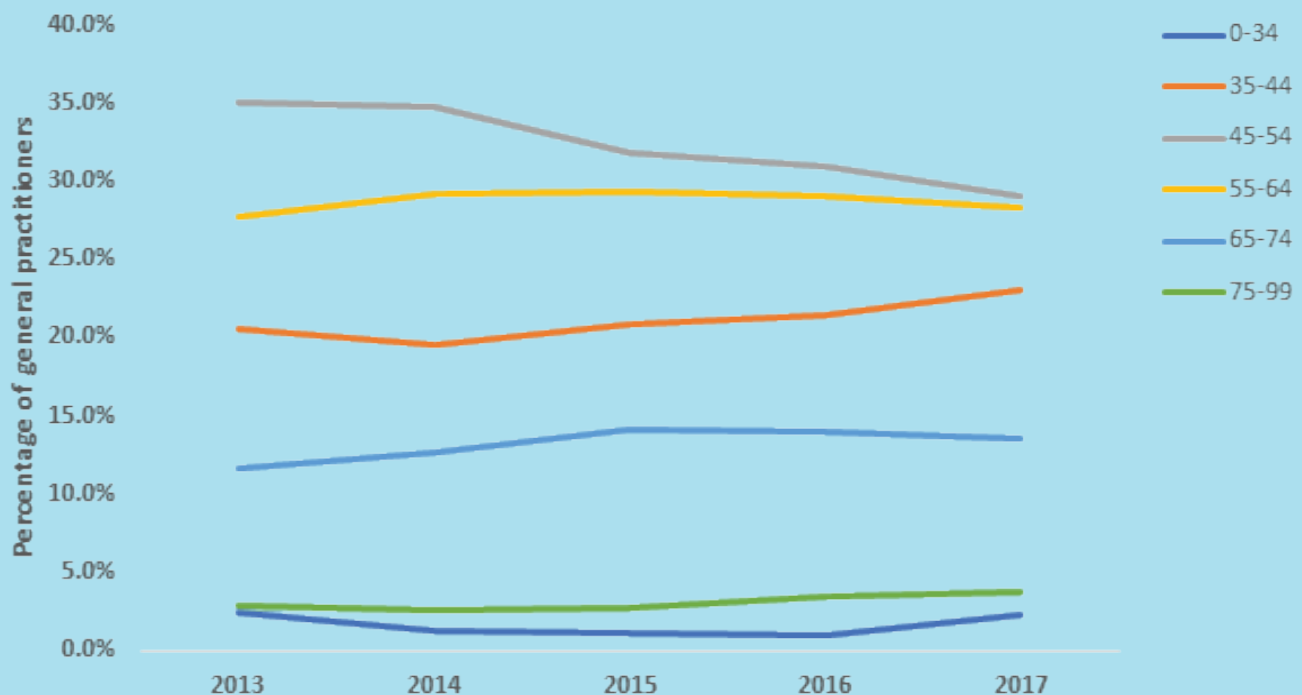
Number of general practice clinics within the GCPHN SA3 regions (as at 28th March 2019) who had 1 or more nurses within each of their general practices including number of nurses and averages within their respective regions.

GCPHN SA3 Regions	Number of Practices	Number of Nurses	Avg number of Nurses per Practice
Broadbeach - Burleigh	24	70	2.9
Coolangatta	16	34	2.1
Gold Coast - North	18	45	2.5
Gold Coast Hinterland	6	14	2.3
Mudgeeraba - Tallebudgera	7	11	1.5
Nerang	11	35	3.1
Ormeau - Oxenford	34	82	2.4
Robina	17	34	2.0
Southport	18	47	2.6
Surfers Paradise	10	28	2.8

Source: Health Workforce Data tool

General practitioners by age group, in the Gold Coast PHN region, 2013-17

Percentage of general practitioners in general practice by age group, GCPHN region, 2013-17

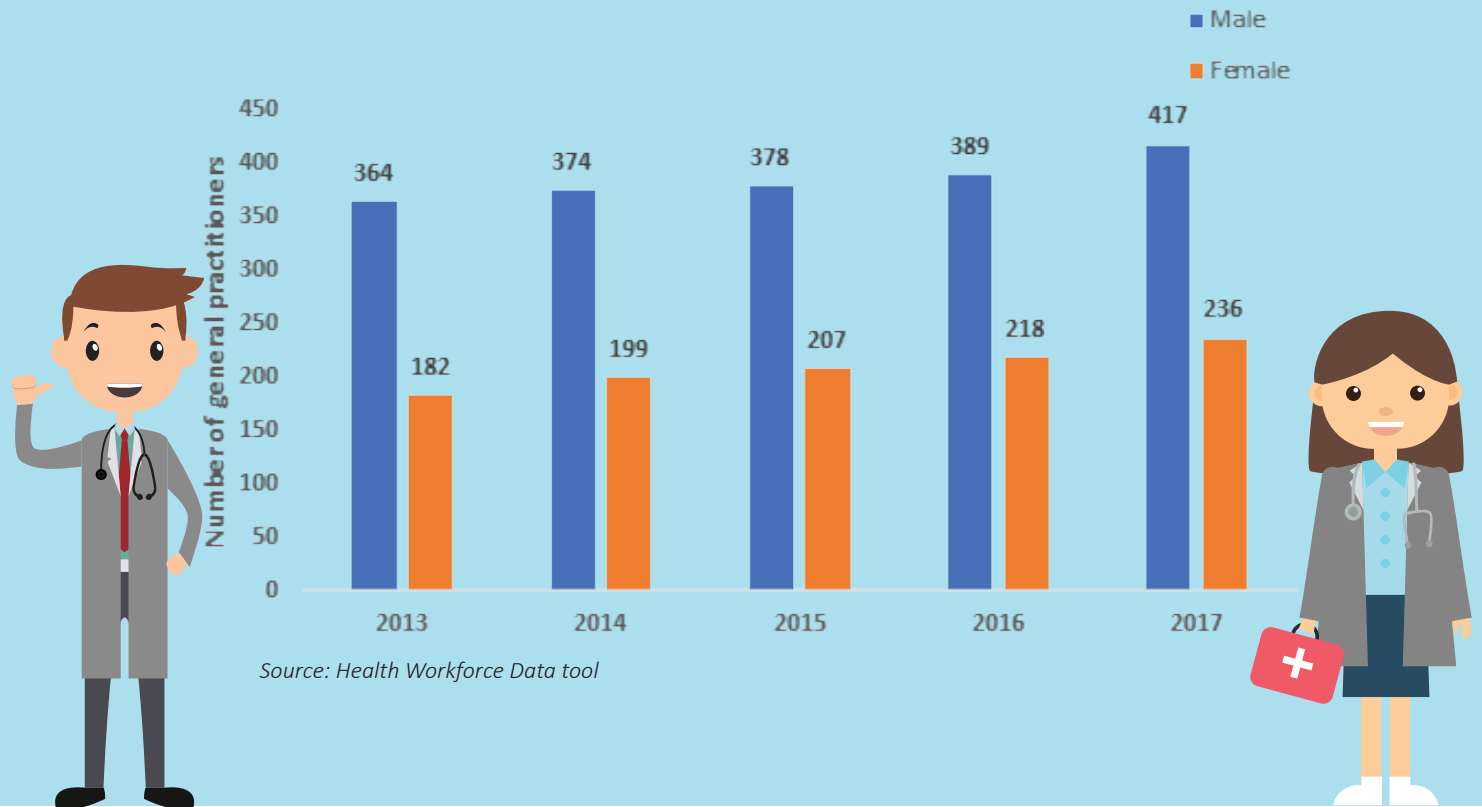


Source: Health Workforce Data tool

General practitioners in the 20-34 age cohort maintain their position of being the least represented. Numbers of general practitioners have further declined in the age group 45-54 on the Gold Coast PHN region since 2013

General Practitioners by gender group on the Gold Coast Region, 2013-17

Gender of general practitioners by gender group, on the Gold Coast PHN region, 2013-17



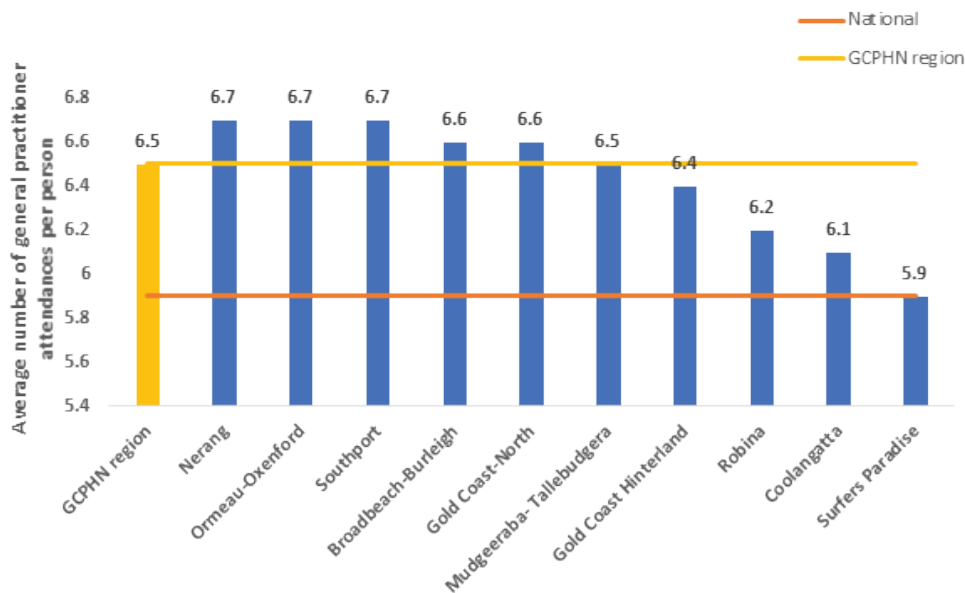
General Practitioners trained in Australia and overseas, on the Gold Coast PHN region, 2013 -2017



General Practitioner access

General Practice attendances in the Gold Coast PHN region

Average number of General Practitioner attendances per person, age-standardised by SA3, GCPHN region and National, 2016-17

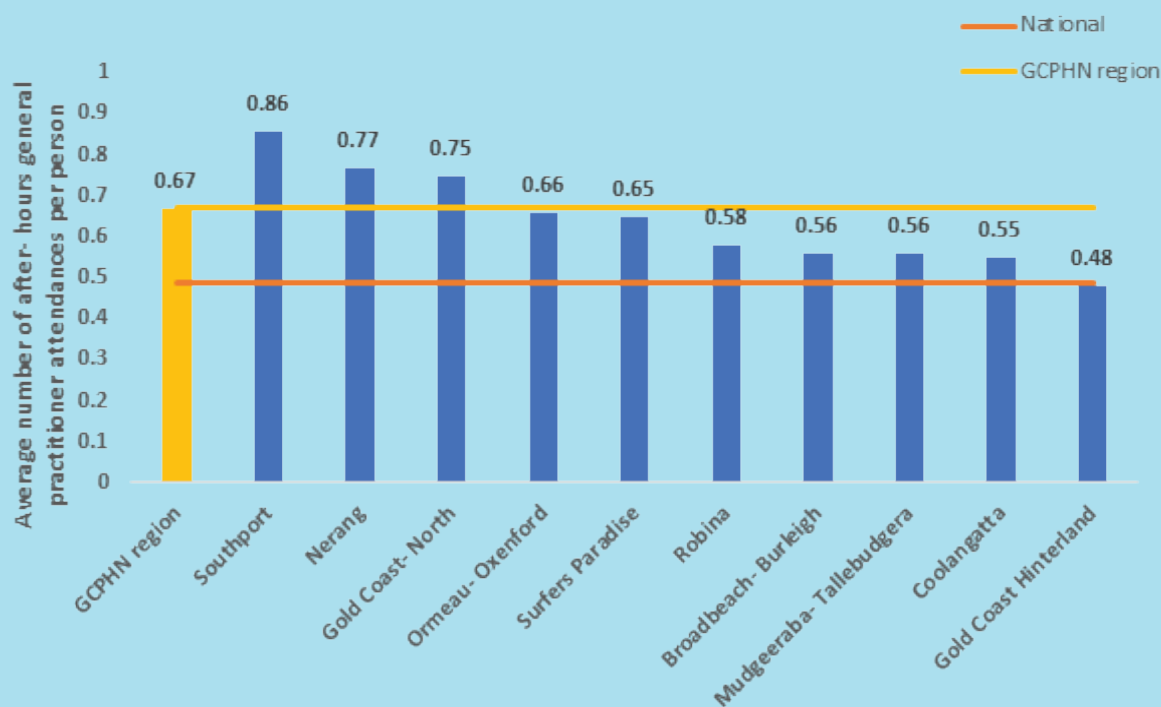


All GCPHN regions were equal to or above the national rate of 5.9 General Practitioner attendances per person with an average of 6.5 across the SA3 regions. Surfers Paradise had the lowest rate of 5.9 within the Gold Coast, whilst Southport, Ormeau-Oxenford and Nerang had the highest rate of 6.7 in 2016-17.

Source: <https://www.myhealthycommunities.gov.au/national/mbs0002#indicator-year-gp-attendances-age-standardised-2016-17>

General Practice after-hours attendances in the Gold Coast PHN region

Average number of after-hours General Practitioner attendances per person by SA3, GCPHN region and National, 2016-17.

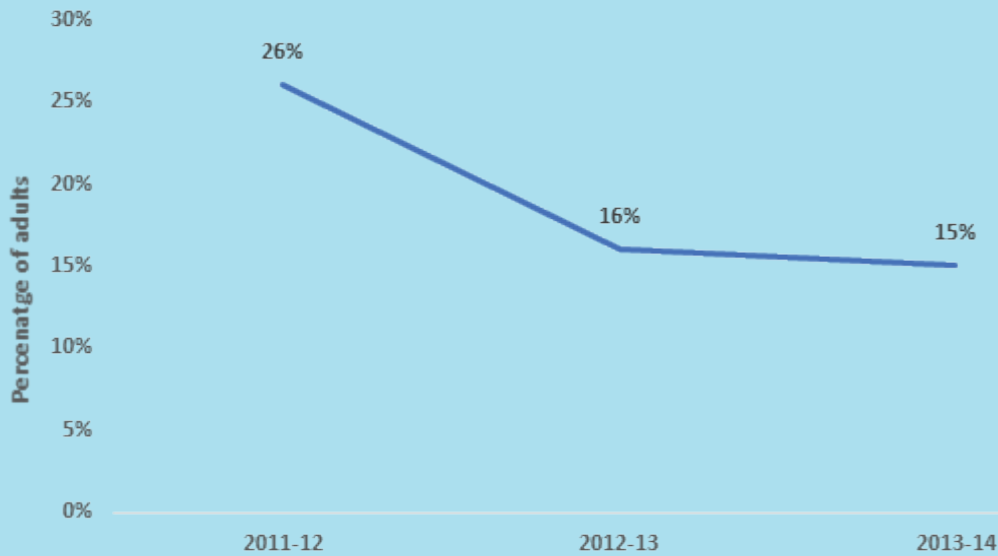


All GCPHN SA3 regions, except Gold Coast Hinterland were all above the national rate of 0.49 after-hours General Practitioner attendances per person. On the SA3 level, Gold Coast Hinterland had a slightly lower rate of 0.48 whilst Southport experienced the highest rate of 0.86 attendances per person in 2016-17.

Source: <https://www.myhealthycommunities.gov.au/national/mbs0016#indicator-year-after-hours-gp-attendances-age-standardised-2016-17>

General Practice clients in the Gold Coast region

Percentage of adults who felt they waited longer than acceptable to get an appointment with a General Practitioner, GCPHN region between 2011-14.

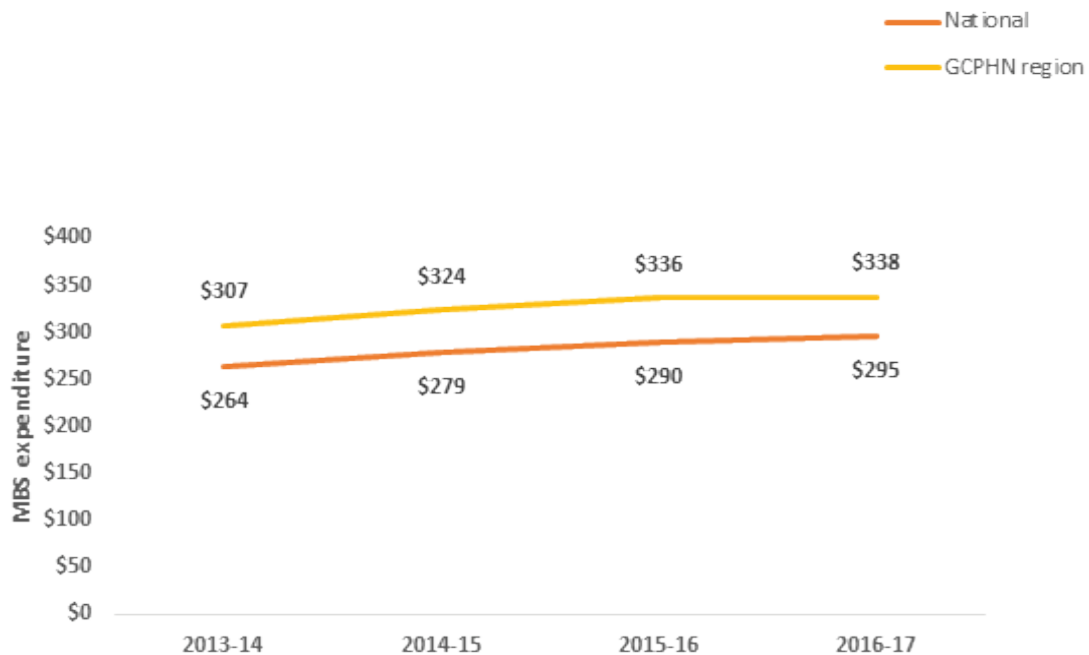


There was a decrease of 11% from 2011 to 2014 for adults on the Gold Coast PHN region who felt they waited longer than acceptable to get an appointment with their general practitioner.

Source: <https://www.myhealthycommunities.gov.au/national/abs0013#indicator-year-waiting-times-for-gp-appointments-2013-14>

General Practice cost

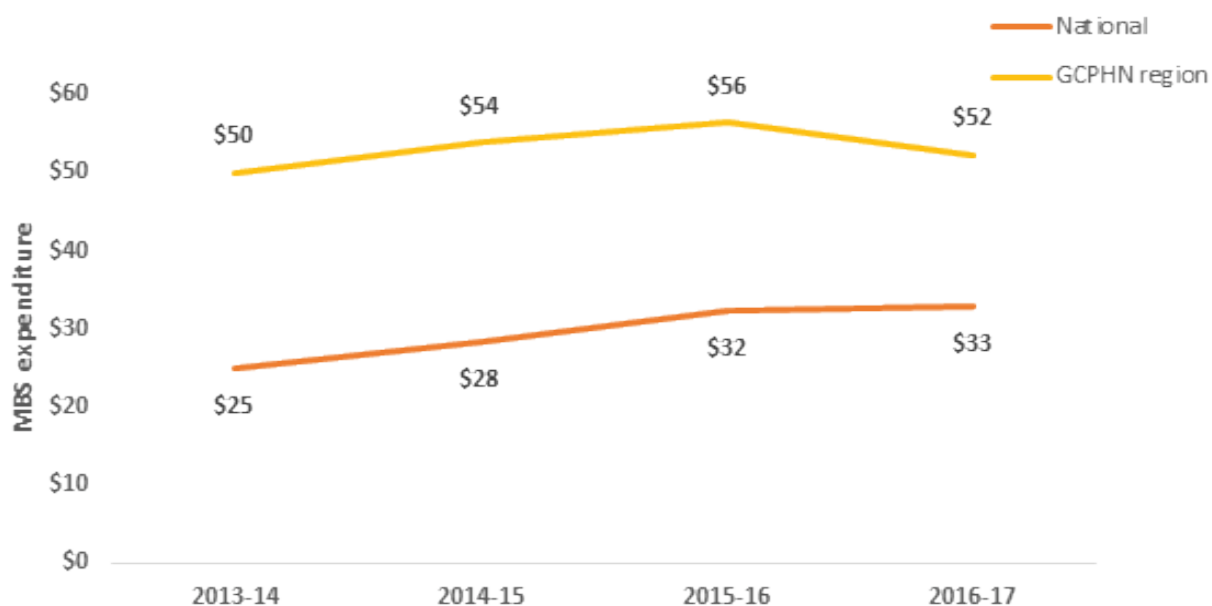
Average MBS expenditure in the Gold Coast PHN region compared to National rates.



The Gold Coast PHN region experienced a higher amount of expenditure per person compared to the national rate.

Source: <https://www.myhealthycommunities.gov.au/national/mbs0007#indicator-year-expenditure-on-gp-attendances-age-standardised-2016-17>

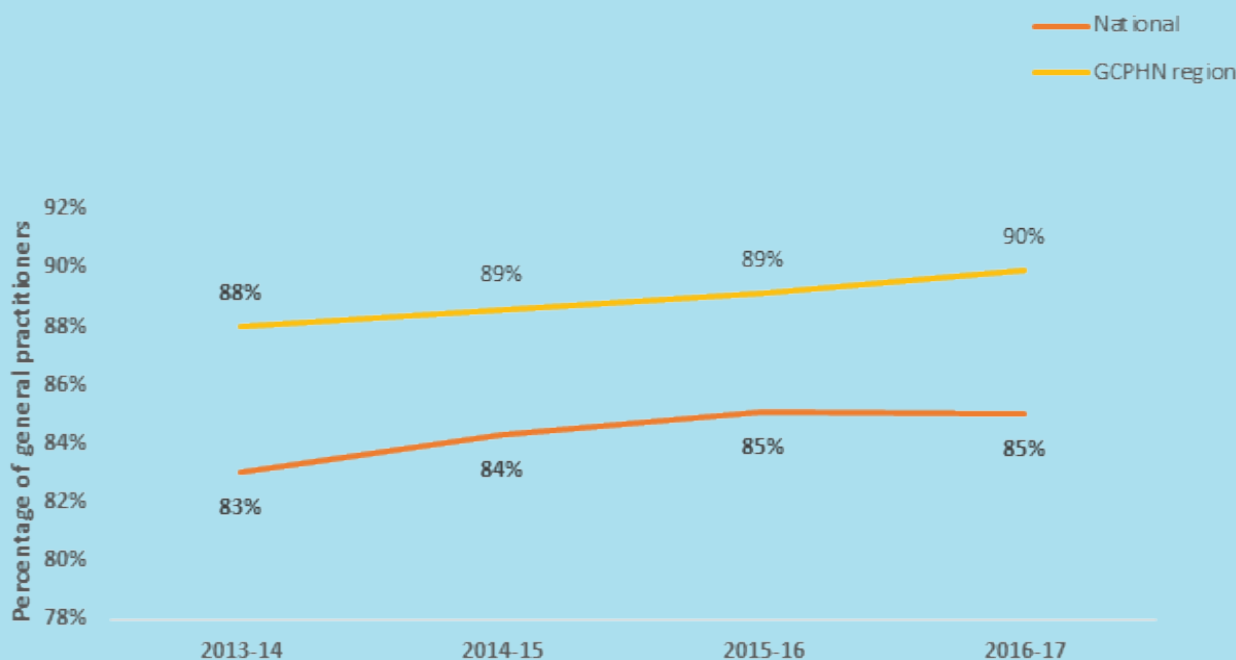
After-hours average Medicare benefits expenditure on after hours General Practitioner attendances per person, age standardised by GCPHN region and National, 2013-17.



The Gold Coast PHN had a significantly higher rate than the national MBS expenditure on after-hours general practitioner attendances per person however decreased in contrast to national figures which continued to increase.

Source: <https://www.myhealthycommunities.gov.au/national/mbs0017#indicator-year-expenditure-on-after-hours-gp-attendances-age-standardised-2016-17>

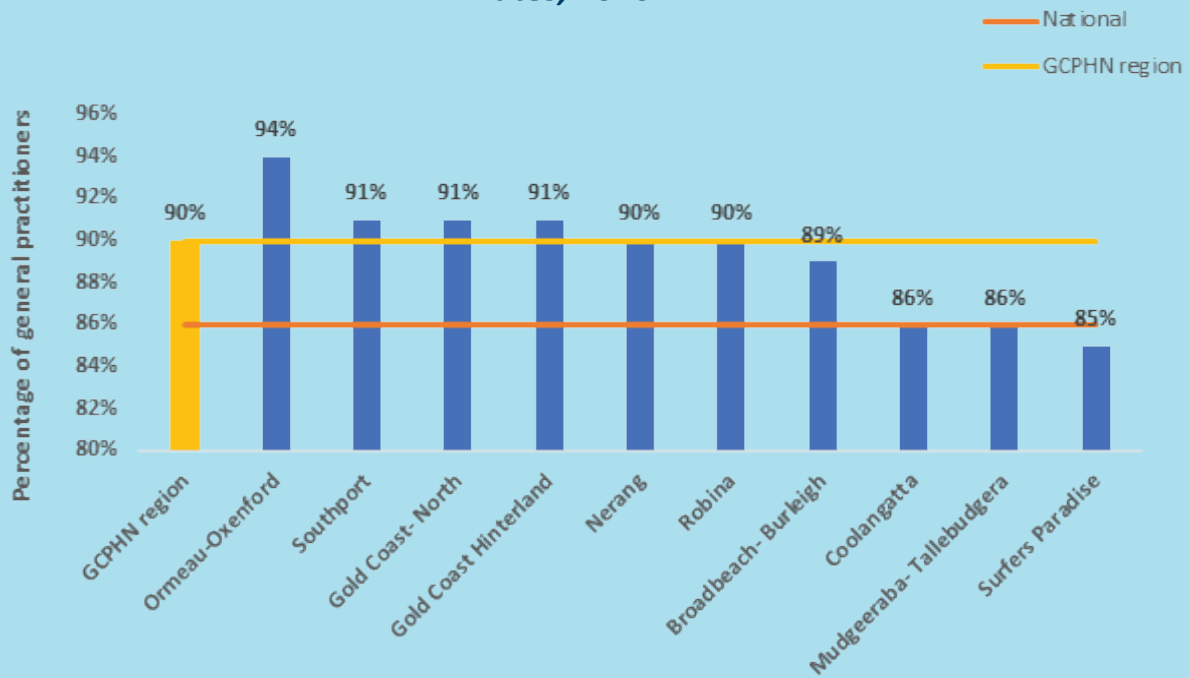
Percentage of General Practitioners attendances bulk-billed by GCPHN and National, 2013-17.



Bulk billing on the Gold Coast PHN region has increased slightly with the national averages over the 2013-17 period.

Source: <https://www.myhealthycommunities.gov.au/national/mbs0011#indicator-year-bulk-billed-gp-attendances-2016-17>

General Practitioner bulk-billing on the Gold Coast PHN SA3 region compared to National rates, 2016-17

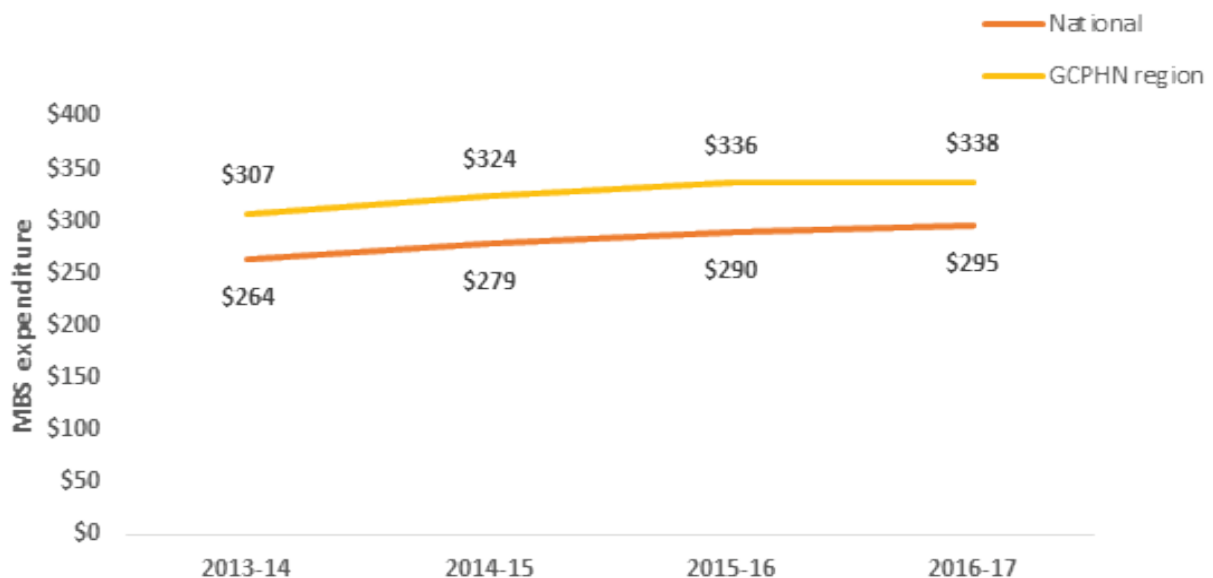


All GCPHN SA3 regions, except Surfers Paradise were equal to or above National bulk billing rate of 86%. Surfers Paradise may have had low rate of General Practitioner bulk-billing due to several their patients being full fee-paying tourist.

Source: <https://www.myhealthycommunities.gov.au/national/mbs0011#indicator-year-bulk-billed-gp-attendances-2016-17>

Percentage of adults who did not see or delayed seeing a General Practitioner due to cost in the preceding 12 months by GCPHN region and National, 2013-17.

Average medicare benefits expenditure on general practitioner attendances per person, age-standardised by GCPHN region and National, 2013-17



Rates of patients who delayed seeing a general practitioner have increased since 2015-16 and are comparable to the national rate of 4% in 2016-17.

Source: <https://www.myhealthycommunities.gov.au/national/abs0022#indicator-year-cost-barriers-to-gp-care-2016-17>

General Practice - 28 March, 2019

Electronic data reporting and digital health capability

144

General Practices provide GCPHN data via PenCS Clinical audit tool

As at March 2019 **144 general practices** were providing data via **PenCS Clinical audit tool** to Gold Coast PHN and all of them have a formally signed data exchange agreement. This includes:

- **38 general practices** were receiving **quarterly quality improvement (QI) feedback** through facilitated QL feedback reports focused on improved prevention and management of chronic disease.
- **144 general practices** were receiving **generic pre-selected quarterly reports** such as **diabetes, accreditation or a benchmark report** outlining improvements the practice has made over a 12-month period.

38

General Practice receive quarterly quality improvement feedback

144

General Practice receive generic pre-selected quarterly reports

6

General Practicess also provide data through Primary Sense

6 general practices also provide data through **Primary Sense** (a Gold Coast proof of concept population health management tool).

From July 2018 the Gold Coast PHN is providing **regular quality improvement feedback** from the **Primary Sense tool** to get all general practices that are connected to Primary Sense.

192 General Practices on the Gold Coast PHN region were registered and able to **upload shared health summaries** as at 29th March 2019

This equates to around **96% of General Practices**.

(Source: Department of Health, provided to GCPHN monthly)

192

General Practices in the GCPHN able to upload Shared Health Summaries

Gold Coast Primary Health Network Interaction with General Practice



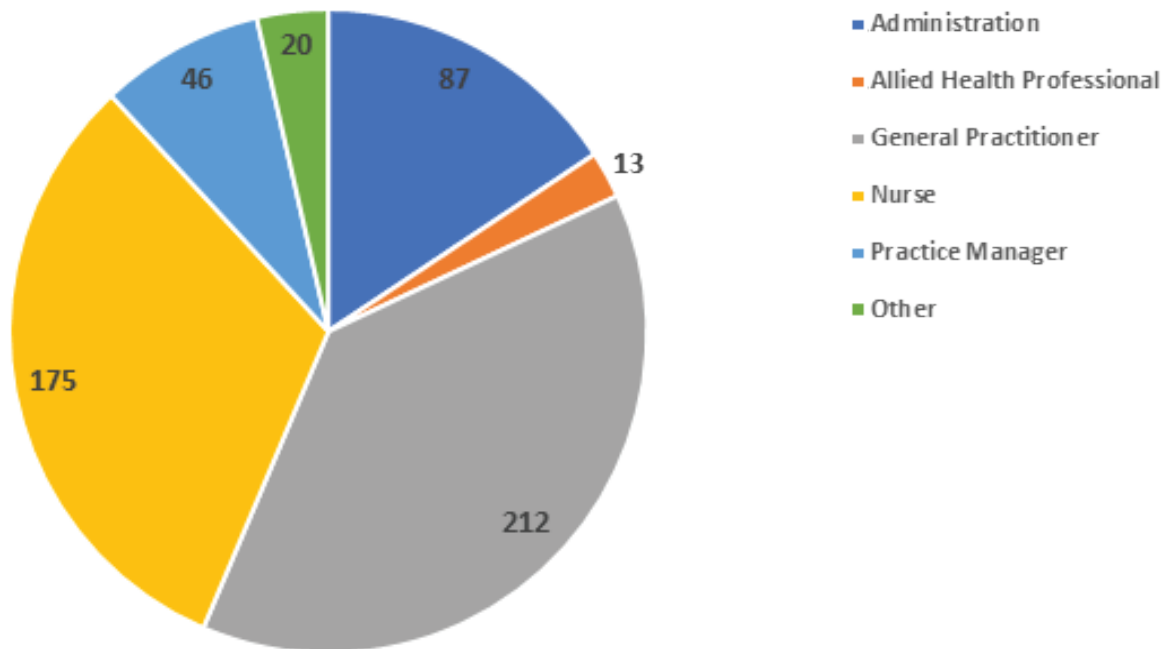
194 (98%) of general practices have had **face to face or phone engagement** with GCPHN from April 2016 to March 2019.

554 staff from Gold Coast general practices attended **92 GCPHN events** during the 12 months from April 2018 to March 2019.

(Source: GCPHN Client Relationship Management System).



Number of staff from Gold Coast General Practice that attended GCPHN events, April 2018-March 2019.



Source: GCPHN Client Relationship Management System.

Other: Business Manager, Child care worker, Complementary Therapist, Consumer, Coordinator, Executive, Registrar, Specialist.

Gold Coast Primary Health Network

Primary Care Gold Coast (ABN 47152953092), trading as the Gold Coast Primary Health Network.

Level 1, 14 Edgewater Court, Robina 4226 | PO Box 3576 Robina Town Centre QLD 4230

P: 07 5635 2455 | F: 07 5635 2466 | E: info@gcphn.com.au | www.healthygc.com.au

“Building one world class health system for the Gold Coast.”

Gold Coast Primary Health Network gratefully acknowledges the financial and other support from the Australian Government Department of Health.



Australian Government

phn
GOLD COAST

An Australian Government Initiative